


Puzzle Rhymes




Since this fun activity is self-correcting, it can be used in a variety of ways. Give each student their own set of pieces for individual practice. Copy the completed cards on cardstock and laminate them for a game in the literacy center. Or, create a musical chairs game using the puzzle pieces, so students can interact and move around the room.

1. Give each student a copy of one or more pages of the **Puzzle Rhymes reproducibles (pages 16–19)**. Point out to students that there is a picture on one side of the puzzle but not on the other. Invite them to think of a word that rhymes with the picture and draw it on the connecting half of the puzzle.
2. When students have finished drawing their rhyming words, invite them to carefully cut apart their puzzle pieces. Students can store their puzzle pieces in an envelope or resealable plastic bag.
3. Invite students to match their puzzle pieces with a partner or independently at a literacy center. Each puzzle piece has a unique connecting line so that only pictures of words that rhyme will fit together. This makes the activity self-correcting when students are working independently.



ABC Rhyme with Me

1. Reproduce the **ABC Rhyme with Me reproducibles (pages 20–28)**. Cut apart the poem cards. Explain to students that you are going to read aloud a rhyming poem for each letter of the alphabet. As you read the first poem, pause before saying the last word. Ask students to think of a rhyming word that would finish the sentence.
2. Select a student to provide a rhyming word. If the student suggests a word that rhymes, give him or her the letter poem. Continue through the alphabet, giving the poems to students as they supply rhyming words.
3. Use the blank poem strip on page 28 to create additional poems using blends or digraphs. For example, *SH is for shower. SH is for sheep. SH is for Shana trying to sleep.*



Name _____

Date _____

Puzzle Rhymes

Directions: Draw a picture of something that rhymes with the object shown. Color and cut out the puzzle pieces.

